

---

**FCL4 inch LED Downlights**

---

FCL4-12W



Light Output Ratio:	100.0%	
Luminaire Power:	12.49 W	
SHR Nominal:	1.25	Calculated using the TM5
SHR Maximum:	1.30	fine grid method.

---

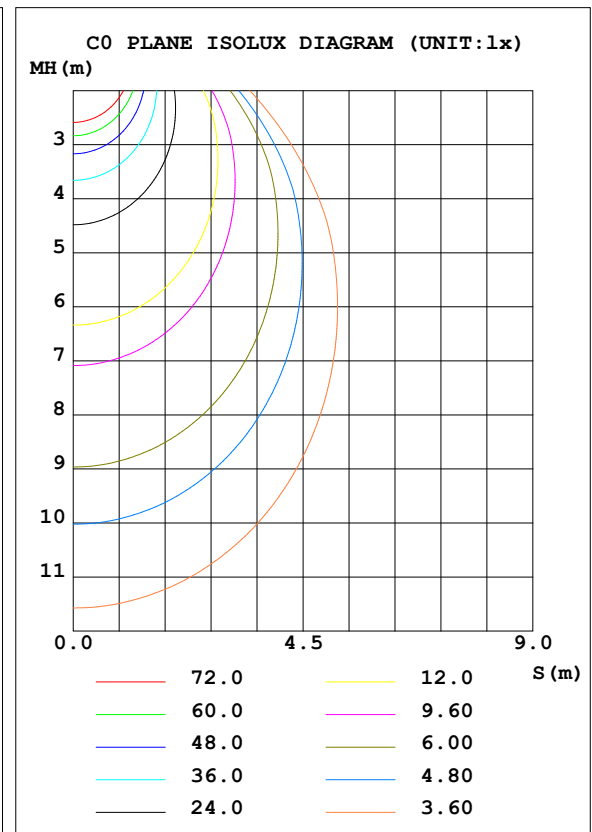
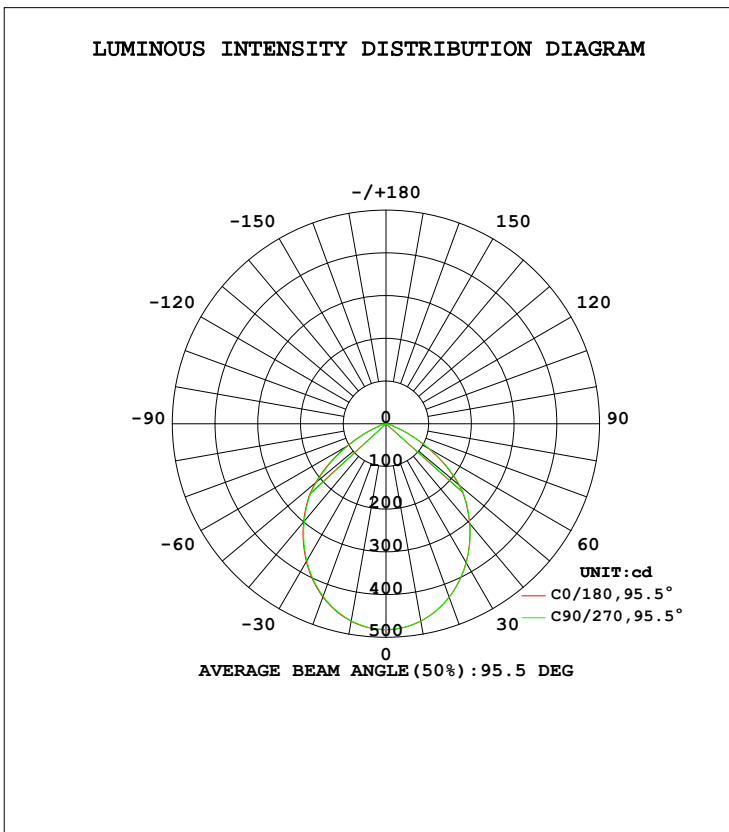
C Range: 0 - 360DEG  
C Interval: 22.5DEG  
Test Speed: HIGH  
Temperature: 25.3DEG  
Operators: Teddy  
Test Date: 2012-02-19

$\gamma$  Range: 0 - 180DEG  
 $\gamma$  Interval: 1.0DEG  
Test System: EVERFINE GO-R5000\_V2 SYSTEM V2.0.266  
Humidity: 65.0%  
Test Distance: 26.000m [K=1.0000]  
Remarks:

LUMINAIRE PHOTOMETRIC TEST REPORT

Test:U:220.0V I:0.0624A P:12.49W PF:0.9095 Lamp Flux:997.55x1 lm		
NAME: FCL4 inch LED Downlights	TYPE:	WEIGHT:
DIM.:	SPEC.:	SERIAL No.:
MFR.:	SUR.:	PROTECTION ANGLE:

DATA OF LAMP		PHOTOMETRIC DATA Eff: 79.88 lm/W			
MODEL	FCL4-12W	I <sub>max</sub> (cd)	482.1	S/MH (C0/180)	1.17
NOMINAL POWER (W)	12	LOR (%)	100.0	S/MH (C90/270)	1.17
RATED VOLTAGE (V)	220	TOTAL FLUX (lm)	997.55	η UP, DN (C0-180)	0.1, 50.6
NOMINAL FLUX (lm)	997.55	CIE CLASS	DIRECT	η UP, DN (C180-360)	0.2, 49.1
LAMPS INSIDE	1	η up (%)	0.3	CIBSE SHR NOM	1.25
TEST VOLTAGE (V)	220.1	η down (%)	99.7	CIBSE SHR MAX	1.30



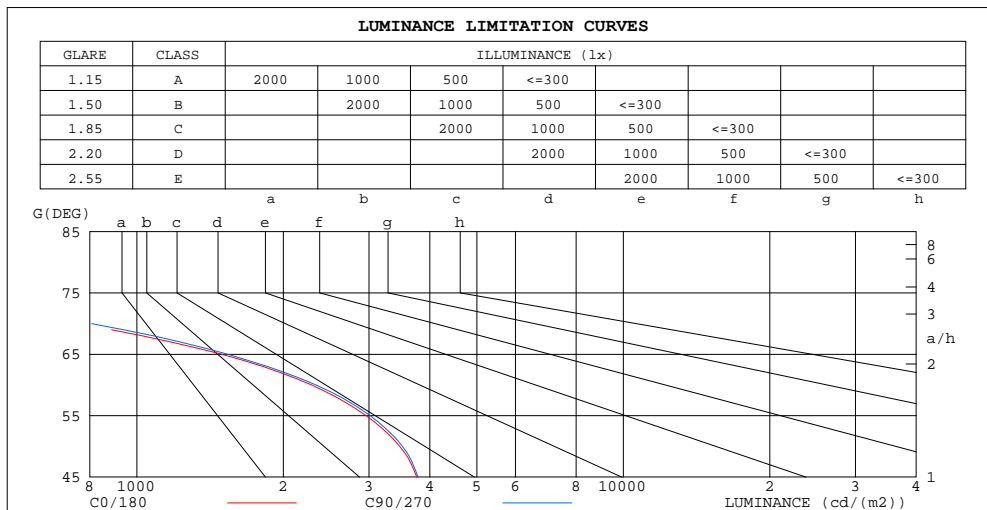
C Range: 0 - 360DEG  
 C Interval: 22.5DEG  
 Test Speed: HIGH  
 Temperature: 25.3DEG  
 Operators: Teddy  
 Test Date: 2012-02-19

γ Range: 0 - 180DEG  
 γ Interval: 1.0DEG  
 Test System: EVERFINE GO-R5000\_V2 SYSTEM V2.0.266  
 Humidity: 65.0%  
 Test Distance: 26.000m [K=1.0000]  
 Remarks:

**ZONAL FLUX DIAGRAM  
AND LUMINANCE LIMITATION CURVES**

**ZONAL FLUX DIAGRAM:**

$\gamma$	C0	C45	C90	C135	C180	C225	C270	C315	$\gamma$	$\Phi$ zone	$\Phi$ total	$\%lum, lamp$
10	469.2	470.2	468.8	466.7	469.3	468.8	468.4	468.9	0- 10	45.35	45.35	4.55,4.55
20	432.2	434.2	432.4	428.7	431.7	430.4	429.9	431.5	10- 20	127.5	172.9	17.3,17.3
30	375.2	377.9	375.7	371.1	372.7	370.5	370.6	373.2	20- 30	186.0	358.9	36,36
40	304.5	307.5	305.4	300.1	299.9	297.6	297.4	300.9	30- 40	211.6	570.5	57.2,57.2
50	223.0	227.8	226.0	219.5	216.0	212.2	212.0	217.1	40- 50	202.3	772.8	77.5,77.5
60	114.3	119.0	116.8	111.2	107.3	101.3	102.0	108.6	50- 60	147.2	920.0	92.2,92.2
70	25.96	28.28	27.62	24.91	22.55	20.08	20.60	23.59	60- 70	61.23	981.2	98.4,98.4
80	5.071	5.428	5.246	4.790	4.511	4.337	4.437	4.746	70- 80	11.35	992.6	99.5,99.5
90	0.0010	0.1428	0.0378	0.0012	0	0	0	0	80- 90	2.270	994.9	99.7,99.7
100	0	0	0	0	0	0.0003	0.0333	0.0644	90-100	0.0023	994.9	99.7,99.7
110	0	0	0	0	0.1446	0.2246	0.2408	0.2248	100-110	0.0401	994.9	99.7,99.7
120	0.2373	0.1914	0.0638	0.1761	0.4335	0.4818	0.5299	0.5289	110-120	0.1936	995.1	99.8,99.8
130	0.4477	0.4317	0.3200	0.3832	0.6743	0.7386	0.7851	0.7850	120-130	0.4007	995.5	99.8,99.8
140	0.7030	0.6723	0.5766	0.6725	0.9147	0.9790	0.9784	1.010	130-140	0.5358	996.0	99.8,99.8
150	0.7376	0.7380	0.7527	0.7366	1.107	1.172	1.186	1.217	140-150	0.5635	996.6	99.9,99.9
160	0.7857	0.8021	0.7530	0.8007	1.219	1.315	1.234	1.345	150-160	0.4646	997.1	100,100
170	1.395	1.283	1.313	1.393	1.555	1.556	1.554	1.601	160-170	0.3429	997.4	100,100
180	1.555	1.556	1.570	1.569	1.571	1.556	1.586	1.553	170-180	0.1460	997.5	100,100
DEG	LUMINOUS INTENSITY:cd									UNIT:lm		



LUMINANCE cd/(m2)		
G(DEG)	C0/180	C90/270
85	252	263
80	292	302
75	350	368
70	759	808
65	1495	1536
60	2287	2335
55	2960	3016
50	3469	3515
45	3763	3784

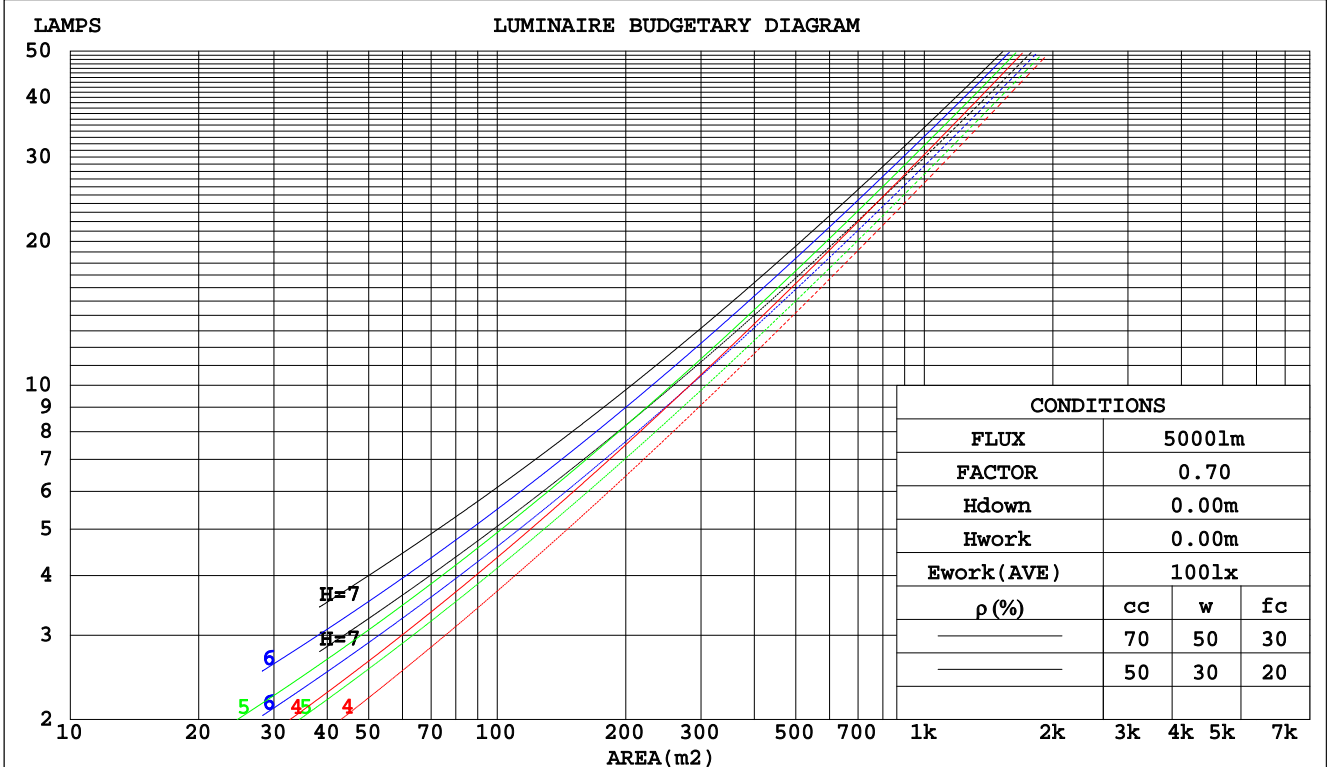
C Range: 0 - 360DEG  
 C Interval: 22.5DEG  
 Test Speed: HIGH  
 Temperature: 25.3DEG  
 Operators: Teddy  
 Test Date: 2012-02-19

$\gamma$  Range: 0 - 180DEG  
 $\gamma$  Interval: 1.0DEG  
 Test System: EVERFINE GO-R5000\_V2 SYSTEM V2.0.266  
 Humidity: 65.0%  
 Test Distance: 26.000m [K=1.0000]  
 Remarks:

CU AND LUMINAIRE BUDGETARY ESTIMATE DIAGRAM

Test:U:220.0V I:0.0624A P:12.49W PF:0.9095 Lamp Flux:997.55x1 lm		
NAME: FCL4 inch LED Downlights	TYPE:	WEIGHT:
DIM.:	SPEC.:	SERIAL No.:
MFR.: Fobsun Electronics Limited	SUR.:	PROTECTION ANGLE:

pcc	80%			70%			50%			30%			10%			0
	50%	30%	10%	50%	30%	10%	50%	30%	10%	50%	30%	10%	50%	30%	10%	0
pw																0
pfc																0
RCR	RCR:Room Cavity Ratio															
	Coefficients of Utilization(CU)															
0.0	1.19	1.19	1.19	1.16	1.16	1.16	1.11	1.11	1.11	1.06	1.06	1.06	1.02	1.02	1.02	.00
1.0	1.07	1.04	1.01	1.05	1.02	.99	1.01	.98	.96	.97	.95	.93	.93	.92	.90	.88
2.0	.96	.90	.86	.94	.89	.85	.91	.86	.83	.87	.84	.81	.85	.82	.79	.77
3.0	.86	.79	.73	.84	.78	.73	.82	.76	.72	.79	.74	.70	.76	.72	.69	.67
4.0	.77	.70	.64	.76	.69	.63	.74	.67	.62	.71	.66	.62	.69	.65	.61	.59
5.0	.70	.62	.56	.69	.61	.56	.67	.60	.55	.65	.59	.54	.63	.58	.54	.52
6.0	.63	.55	.49	.62	.55	.49	.61	.54	.49	.59	.53	.48	.57	.52	.48	.46
7.0	.58	.50	.44	.57	.49	.44	.56	.49	.44	.54	.48	.43	.53	.47	.43	.41
8.0	.53	.45	.40	.52	.45	.40	.51	.44	.39	.50	.44	.39	.49	.43	.39	.37
9.0	.49	.41	.36	.48	.41	.36	.47	.40	.36	.46	.40	.36	.45	.40	.35	.34
10.0	.45	.38	.33	.45	.38	.33	.44	.37	.33	.43	.37	.33	.42	.36	.32	.31



C Range: 0 - 360DEG  
 C Interval: 22.5DEG  
 Test Speed: HIGH  
 Temperature: 25.3DEG  
 Operators: Teddy  
 Test Date: 2012-02-19

γ Range: 0 - 180DEG  
 γ Interval: 1.0DEG  
 Test System: EVERFINE GO-R5000\_V2 SYSTEM V2.0.266  
 Humidity: 65.0%  
 Test Distance: 26.000m [K=1.0000]  
 Remarks:

WEC AND CCEC

Test:U:220.0V I:0.0624A P:12.49W PF:0.9095 Lamp Flux:997.55x1 lm		
NAME: FCL4 inch LED Downlights	TYPE:	WEIGHT:
DIM.:	SPEC.:	SERIAL No.:
MFR.: Fobsun Electronics Limited	SUR.:	PROTECTION ANGLE:

ρcc	80%			70%			50%			30%			10%			0
ρw	50%	30%	10%	50%	30%	10%	50%	30%	10%	50%	30%	10%	50%	30%	10%	0
ρfc	20%			20%			20%			20%			20%			0
RCR	RCR:Room Cavity Ratio						Wall Exitance Coefficients(WEC)									
0.0																
1.0	.243	.138	.044	.236	.134	.043	.223	.128	.041	.211	.122	.039	.200	.116	.037	
2.0	.238	.130	.040	.232	.128	.039	.221	.123	.038	.210	.118	.037	.201	.113	.036	
3.0	.227	.121	.036	.222	.119	.036	.212	.115	.035	.203	.111	.034	.194	.108	.033	
4.0	.215	.112	.033	.211	.110	.033	.202	.107	.032	.194	.104	.031	.186	.101	.031	
5.0	.203	.103	.030	.199	.102	.030	.191	.099	.029	.184	.097	.029	.177	.095	.028	
6.0	.191	.096	.027	.188	.095	.027	.181	.093	.027	.174	.090	.027	.168	.088	.026	
7.0	.180	.089	.025	.177	.088	.025	.171	.086	.025	.165	.085	.025	.160	.083	.024	
8.0	.170	.083	.023	.167	.082	.023	.162	.081	.023	.156	.079	.023	.151	.078	.023	
9.0	.161	.078	.022	.158	.077	.022	.153	.076	.021	.149	.074	.021	.144	.073	.021	
10.0	.152	.073	.020	.150	.072	.020	.146	.071	.020	.141	.070	.020	.137	.069	.020	

ρcc	80%			70%			50%			30%			10%			0
ρw	50%	30%	10%	50%	30%	10%	50%	30%	10%	50%	30%	10%	50%	30%	10%	0
ρfc	20%			20%			20%			20%			20%			0
RCR	RCR:Room Cavity Ratio						Ceiling Cavity Exitance Coefficients(CCEC)									
0.0	.193	.193	.193	.165	.165	.165	.112	.112	.112	.065	.065	.065	.021	.021	.021	
1.0	.178	.159	.142	.152	.136	.122	.104	.094	.084	.060	.054	.049	.019	.017	.016	
2.0	.167	.134	.107	.143	.116	.092	.098	.080	.064	.057	.047	.038	.018	.015	.012	
3.0	.158	.116	.082	.136	.100	.071	.093	.070	.050	.054	.041	.030	.017	.013	.010	
4.0	.151	.102	.065	.129	.088	.057	.089	.062	.040	.051	.036	.024	.017	.012	.008	
5.0	.143	.092	.053	.123	.079	.046	.085	.055	.033	.049	.033	.019	.016	.011	.006	
6.0	.137	.083	.044	.118	.072	.039	.081	.050	.027	.047	.030	.016	.015	.010	.005	
7.0	.131	.076	.038	.112	.066	.033	.078	.046	.023	.045	.027	.014	.015	.009	.005	
8.0	.125	.070	.033	.107	.061	.029	.074	.043	.020	.043	.025	.012	.014	.008	.004	
9.0	.119	.065	.029	.103	.057	.025	.071	.040	.018	.041	.024	.011	.013	.008	.004	
10.0	.114	.061	.026	.098	.053	.022	.068	.037	.016	.040	.022	.010	.013	.007	.003	

C Range: 0 - 360DEG  
 C Interval: 22.5DEG  
 Test Speed: HIGH  
 Temperature:25.3DEG  
 Operators:Teddy  
 Test Date:2012-02-19

γ Range: 0 - 180DEG  
 γ Interval: 1.0DEG  
 Test System:EVERFINE GO-R5000\_V2 SYSTEM V2.0.266  
 Humidity:65.0%  
 Test Distance:26.000m [K=1.0000]  
 Remarks:

Uncorrected UGR Table

Test:U:220.0V I:0.0624A P:12.49W PF:0.9095 Lamp Flux:997.55x1 lm										
NAME: FCL4 inch LED Downlights					TYPE:			WEIGHT:		
DIM.:					SPEC.:			SERIAL No.:		
MFR.: Fobsun Electronics Limited					SUR.:			PROTECTION ANGLE:		
ceiling/cavity	0.7	0.7	0.5	0.5	0.3	0.7	0.7	0.5	0.5	0.3
walls	0.5	0.3	0.5	0.3	0.3	0.5	0.3	0.5	0.3	0.3
working plane	0.2	0.2	0.2	0.2	0.2	0.2	0.2	0.2	0.2	0.2
Room dimensions	Viewed crosswise					Viewed endwise				
x = 2H y = 2H	16.3	17.7	16.6	17.9	18.1	16.4	17.7	16.7	17.9	18.1
3H	16.5	17.7	16.8	18.0	18.2	16.6	17.8	16.8	18.0	18.2
4H	16.4	17.6	16.7	17.8	18.1	16.5	17.7	16.8	17.9	18.1
6H	16.4	17.4	16.7	17.7	18.0	16.4	17.5	16.7	17.8	18.0
8H	16.3	17.4	16.6	17.6	17.9	16.4	17.4	16.7	17.7	18.0
12H	16.3	17.3	16.6	17.6	17.9	16.3	17.3	16.7	17.6	17.9
4H 2H	16.5	17.7	16.8	17.9	18.2	16.6	17.7	16.9	18.0	18.2
3H	16.7	17.7	17.1	18.0	18.3	16.8	17.8	17.1	18.1	18.4
4H	16.7	17.6	17.0	17.9	18.2	16.7	17.6	17.1	17.9	18.3
6H	16.6	17.4	17.0	17.7	18.1	16.7	17.5	17.1	17.8	18.2
8H	16.6	17.3	17.0	17.7	18.1	16.6	17.4	17.0	17.7	18.1
12H	16.5	17.2	17.0	17.6	18.0	16.6	17.3	17.0	17.6	18.1
8H 4H	16.6	17.3	17.0	17.7	18.0	16.6	17.4	17.0	17.7	18.1
6H	16.5	17.1	17.0	17.5	18.0	16.6	17.2	17.0	17.6	18.0
8H	16.5	17.0	17.0	17.5	17.9	16.6	17.1	17.0	17.5	18.0
12H	16.5	16.9	17.0	17.4	17.8	16.5	17.0	17.0	17.4	17.9
12H 4H	16.5	17.2	17.0	17.6	18.0	16.6	17.2	17.0	17.6	18.0
6H	16.5	17.0	16.9	17.4	17.9	16.5	17.1	17.0	17.5	17.9
8H	16.5	16.9	16.9	17.4	17.8	16.5	17.0	17.0	17.4	17.9
Variations with the observer position at spacings:										
S = 1.0H	+ 0.7 / - 0.9					+ 0.6 / - 0.8				
1.5H	+ 0.4 / - 0.8					+ 0.4 / - 0.8				
2.0H	+ 1.3 / - 2.0					+ 1.3 / - 2.0				

CIE Pub.117 Corrected 997.5 lm Total Lamp Luminous Flux. (8log(F/F0) = -0.0)

C Range: 0 - 360DEG  
 C Interval: 22.5DEG  
 Test Speed: HIGH  
 Temperature: 25.3DEG  
 Operators: Teddy  
 Test Date: 2012-02-19

γ Range: 0 - 180DEG  
 γ Interval: 1.0DEG  
 Test System: EVERFINE GO-R5000\_V2 SYSTEM V2.0.266  
 Humidity: 65.0%  
 Test Distance: 26.000m [K=1.0000]  
 Remarks:

## UTILIZATION FACTORS TABLE

Test:U:220.0V I:0.0624A P:12.49W PF:0.9095 Lamp Flux:997.55x1 lm		
NAME: FCL4 inch LED Downlights	TYPE:	WEIGHT:
DIM.:	SPEC.:	SERIAL No.:
MFR.: Fobsun Electronics Limited	SUR.:	PROTECTION ANGLE:

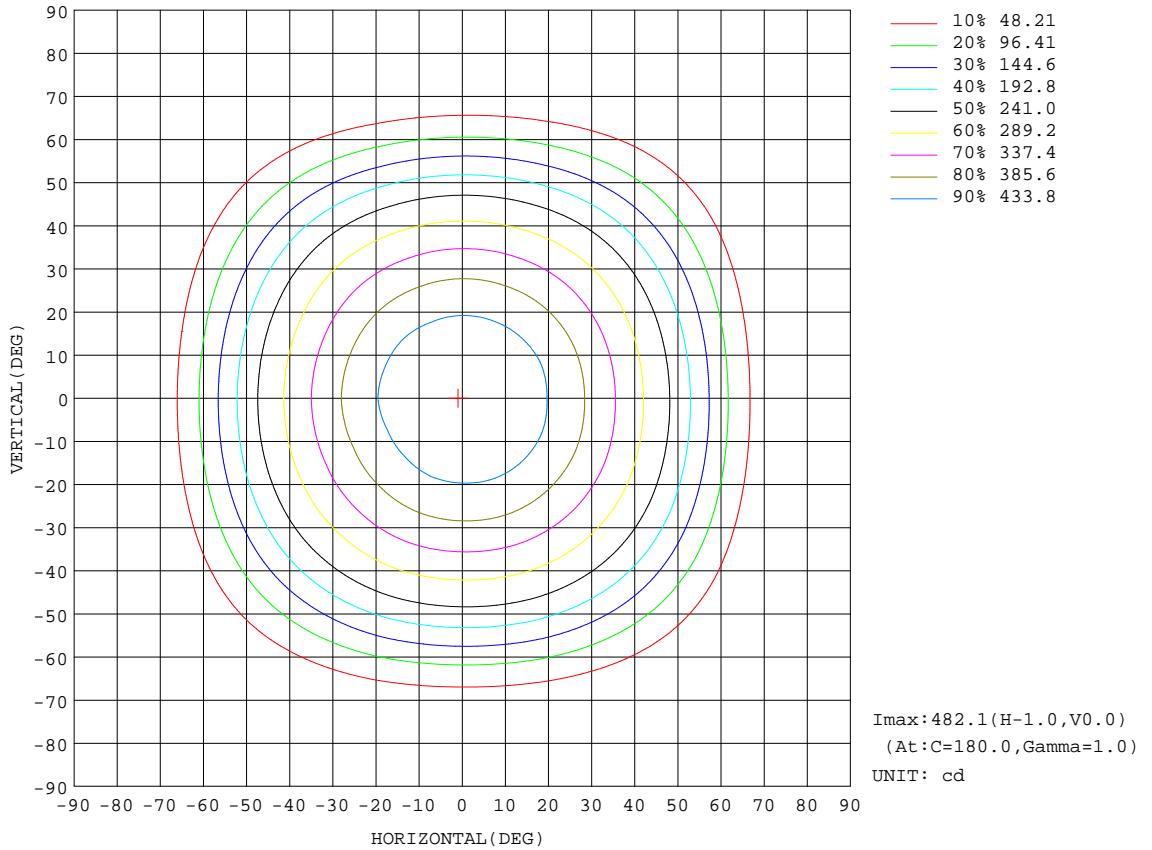
REFLECTANCE										
Ceiling	0.8	0.8	0.8	0.7	0.7	0.7	0.5	0.5	0.5	0
Walls	0.7	0.5	0.3	0.7	0.5	0.3	0.7	0.5	0.3	0
Working plane	0.2	0.2	0.2	0.2	0.2	0.2	0.2	0.2	0.2	0
ROOM INDEX	UTILIZATION FACTORS(PERCENT) $k(RI) \times RCR = 5$									
k = 0.60	64	54	47	63	53	47	62	53	47	41
0.80	75	65	58	74	64	58	72	63	58	51
1.00	83	74	68	82	73	68	80	74	67	61
1.25	90	81	76	89	81	75	86	79	74	68
1.50	95	87	81	93	86	81	90	84	79	73
2.00	101	94	89	99	93	88	96	90	86	80
2.50	104	97	93	102	96	92	98	93	90	82
3.00	106	101	97	104	99	95	100	97	93	86
4.00	109	105	101	107	103	100	103	100	97	89
5.00	111	107	104	109	105	102	104	102	99	91
ROOM INDEX	UF(total)									Direct
According to DIN EN 13032-2 2004			Suspended				SHRNOM = 1.25			

C Range: 0 - 360DEG  
 C Interval: 22.5DEG  
 Test Speed: HIGH  
 Temperature:25.3DEG  
 Operators:Teddy  
 Test Date:2012-02-19

$\gamma$  Range: 0 - 180DEG  
 $\gamma$  Interval: 1.0DEG  
 Test System:EVERFINE GO-R5000\_V2 SYSTEM V2.0.266  
 Humidity:65.0%  
 Test Distance:26.000m [K=1.0000]  
 Remarks:

ISOCANDELA DIAGRAM

Test:U:220.0V I:0.0624A P:12.49W PF:0.9095 Lamp Flux:997.55x1 lm		
NAME: FCL4 inch LED Downlights	TYPE:	WEIGHT:
DIM.:	SPEC.:	SERIAL No.:
MFR.: Fobsun Electronics Limited	SUR.:	PROTECTION ANGLE:



C Range: 0 - 360DEG  
 C Interval: 22.5DEG  
 Test Speed: HIGH  
 Temperature: 25.3DEG  
 Operators: Teddy  
 Test Date: 2012-02-19

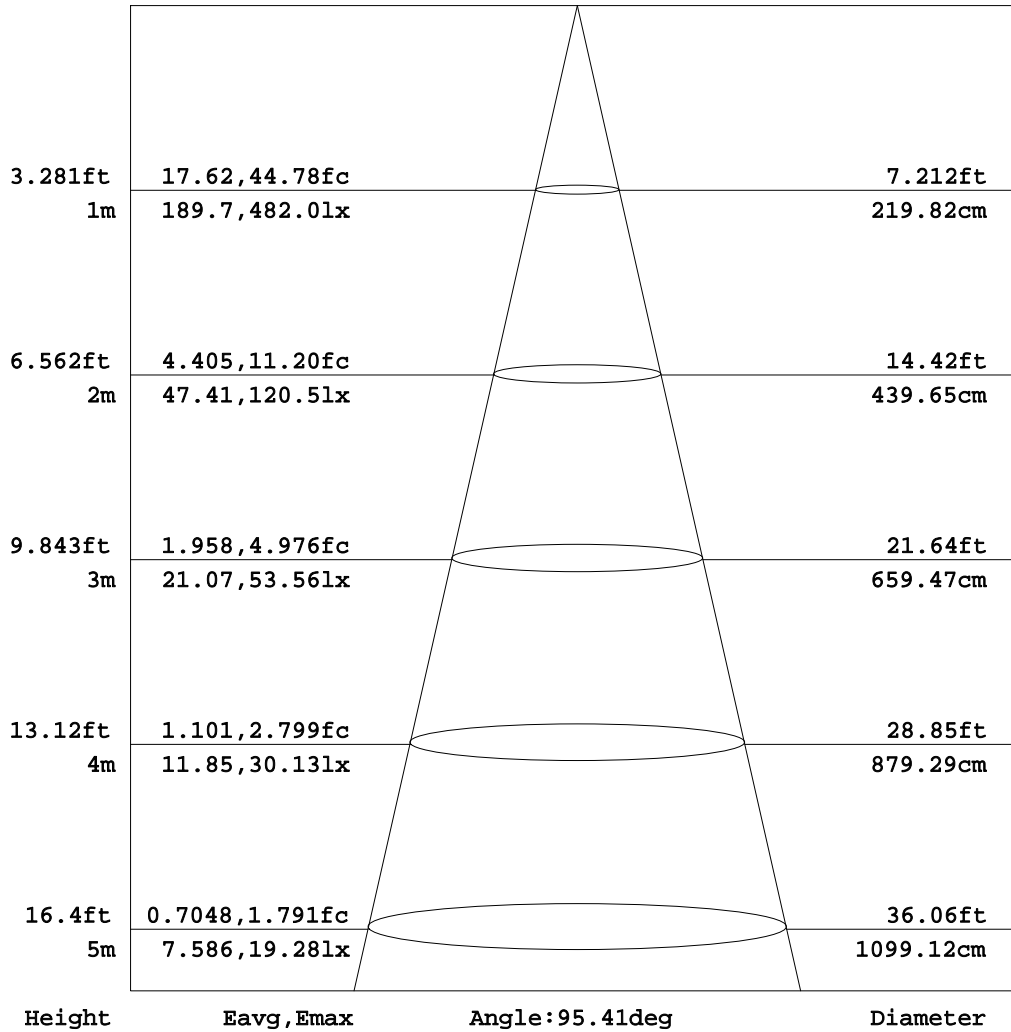
γ Range: 0 - 180DEG  
 γ Interval: 1.0DEG  
 Test System: EVERFINE GO-R5000\_V2 SYSTEM V2.0.266  
 Humidity: 65.0%  
 Test Distance: 26.000m [K=1.0000]  
 Remarks:



AAI Figure

Test:U:220.0V I:0.0624A P:12.49W PF:0.9095 Lamp Flux:997.55x1 lm		
NAME: FCL4 inch LED Downlights	TYPE:	WEIGHT:
DIM.:	SPEC.:	SERIAL No.:
MFR.: Fobsun Electronics Limited	SUR.:	PROTECTION ANGLE:

Flux out:734.9 lm



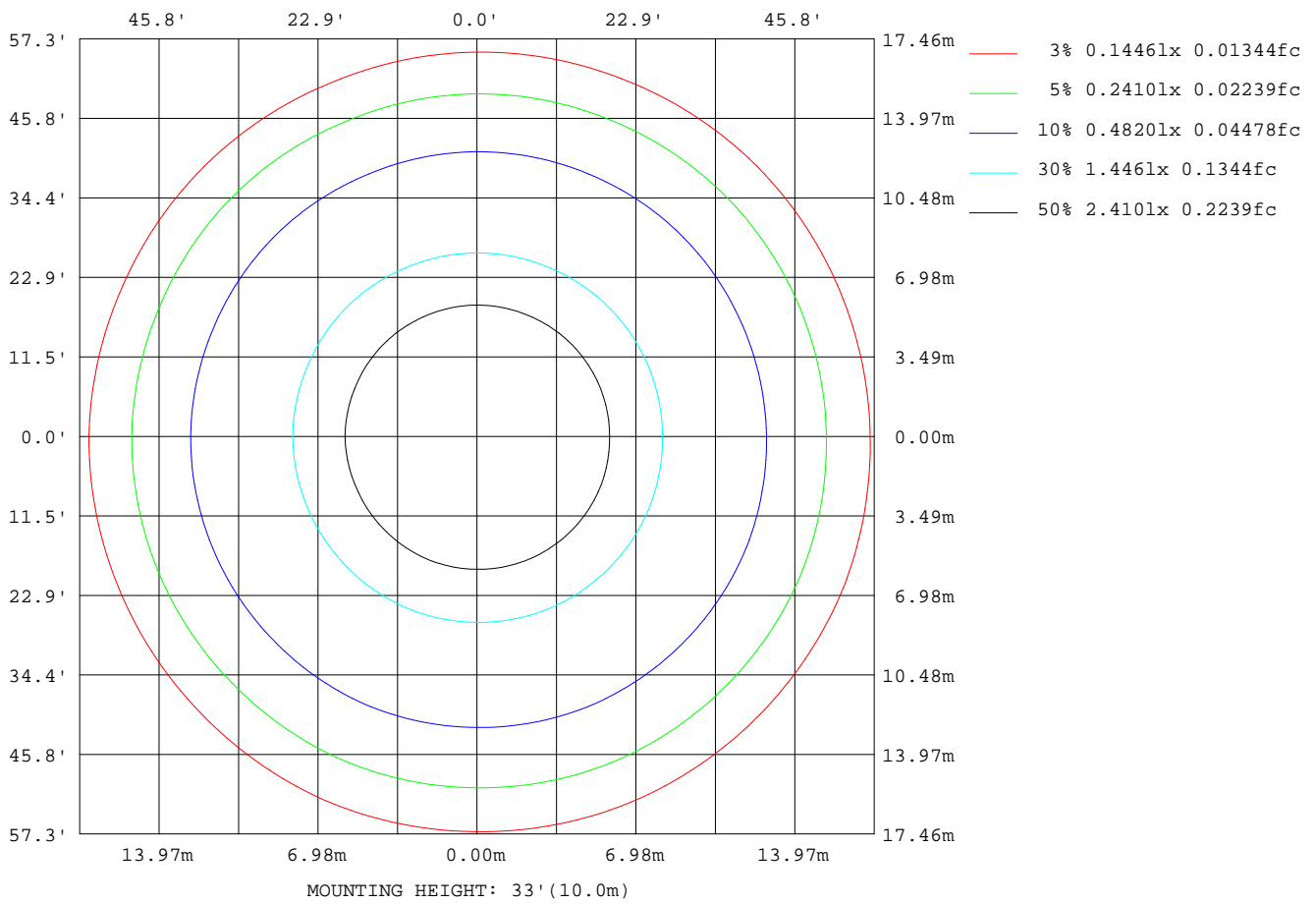
Note:The Curves indicate the illuminated area and the average illumination when the luminaire is at different distance.

C Range: 0 - 360DEG  
 C Interval: 22.5DEG  
 Test Speed: HIGH  
 Temperature:25.3DEG  
 Operators:Teddy  
 Test Date:2012-02-19

γ Range: 0 - 180DEG  
 γ Interval: 1.0DEG  
 Test System:EVERFINE GO-R5000\_V2 SYSTEM V2.0.266  
 Humidity:65.0%  
 Test Distance:26.000m [K=1.0000]  
 Remarks:

ISOLUX DIAGRAM

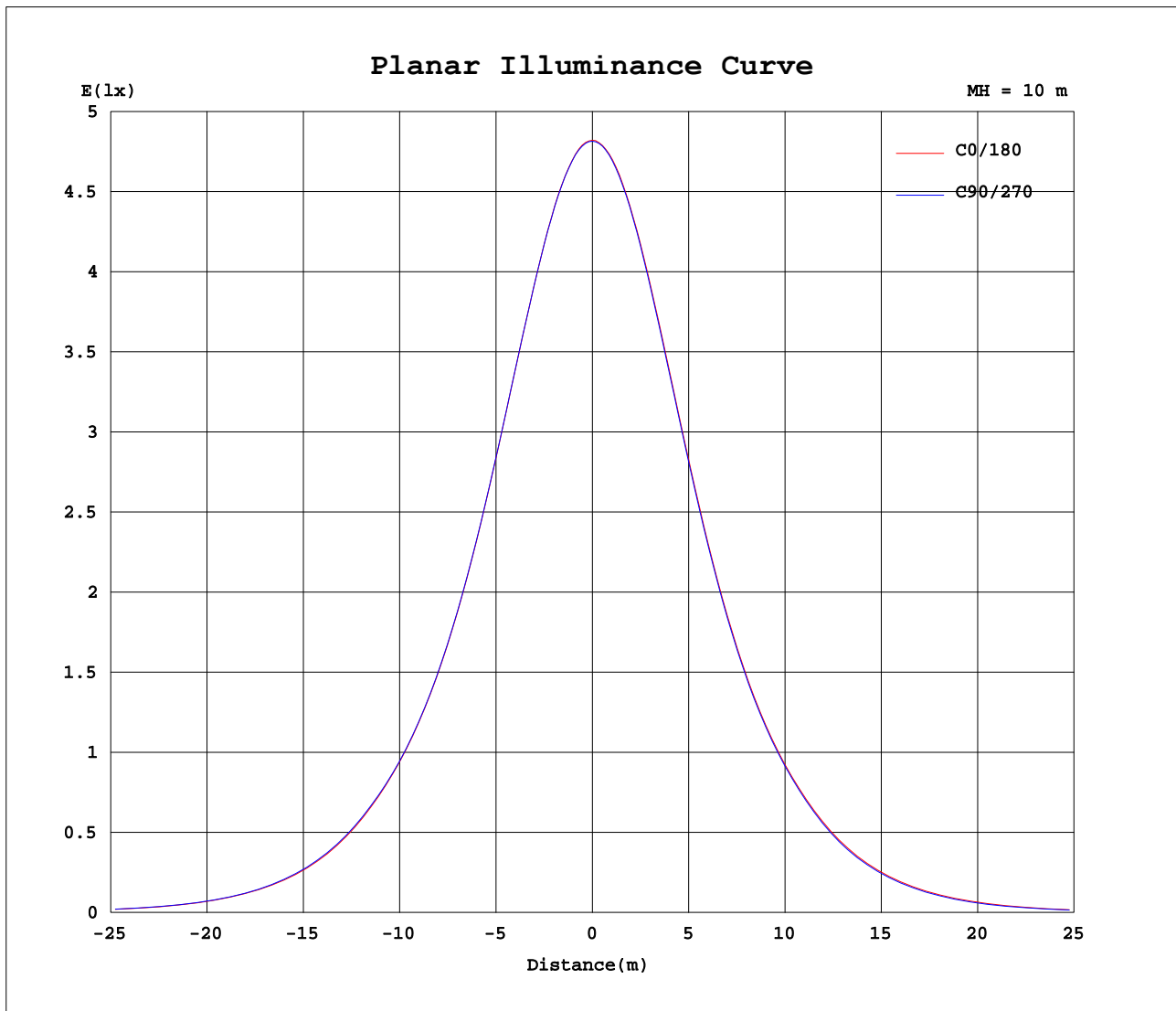
Test:U:220.0V I:0.0624A P:12.49W PF:0.9095 Lamp Flux:997.55x1 lm		
NAME: FCL4 inch LED Downlights	TYPE:	WEIGHT:
DIM.:	SPEC.:	SERIAL No.:
MFR.: Fobsun Electronics Limited	SUR.:	PROTECTION ANGLE:



C Range: 0 - 360DEG  
 C Interval: 22.5DEG  
 Test Speed: HIGH  
 Temperature:25.3DEG  
 Operators:Teddy  
 Test Date:2012-02-19

γ Range: 0 - 180DEG  
 γ Interval: 1.0DEG  
 Test System:EVERFINE GO-R5000\_V2 SYSTEM V2.0.266  
 Humidity:65.0%  
 Test Distance:26.000m [K=1.0000]  
 Remarks:

## Planar Illuminance Curve



C Range: 0 - 360DEG  
C Interval: 22.5DEG  
Test Speed: HIGH  
Temperature: 25.3DEG  
Operators: Teddy  
Test Date: 2012-02-19

$\gamma$  Range: 0 - 180DEG  
 $\gamma$  Interval: 1.0DEG  
Test System: EVERFINE GO-R5000\_V2 SYSTEM V2.0.266  
Humidity: 65.0%  
Test Distance: 26.000m [K=1.0000]  
Remarks:

LUMINOUS DISTRIBUTION INTENSITY DATA

Test:U:220.0V I:0.0624A P:12.49W PF:0.9095 Lamp Flux:997.55x1 lm		
NAME: FCL4 inch LED Downlights	TYPE:	WEIGHT:
DIM.:	SPEC.:	SERIAL No.:
MFR.: Fobsun Electronics Limited	SUR.:	PROTECTION ANGLE:

Table--1

UNIT: cd

C (DEG) \ γ (DEG)	0	23	45	68	90	113	135	158	180	203	225	248	270	293	315	338			
0	482	482	482	481	481	482	481	481	482	482	482	481	481	482	481	481			
5	479	479	479	479	478	478	477	477	479	479	479	478	478	478	478	479			
10	469	470	470	469	469	468	467	467	469	469	469	468	468	468	469	470			
15	453	455	455	454	453	453	450	450	454	453	453	451	452	452	453	455			
20	432	434	434	434	432	431	429	428	432	430	430	429	430	430	432	433			
25	406	408	408	408	406	405	402	401	404	403	403	401	402	403	405	406			
30	375	378	378	378	376	374	371	370	373	371	371	370	371	371	373	375			
35	341	344	344	344	342	341	337	336	337	335	335	334	335	336	338	340			
40	304	307	308	308	305	304	300	299	300	298	298	296	297	298	301	303			
45	266	269	269	270	268	266	262	261	261	259	259	257	258	259	262	264			
50	223	227	228	228	226	224	220	217	216	213	212	210	212	213	217	220			
55	170	174	175	176	173	171	166	164	162	158	157	155	157	159	163	166			
60	114	119	119	119	117	116	111	109	107	103	101	99.7	102	104	109	111			
65	63.2	66.7	66.2	66.6	64.9	64.8	61.1	58.4	57.5	54.3	52.9	50.9	53.1	55.1	59.1	61.3			
70	26.0	28.1	28.3	28.7	27.6	27.2	24.9	23.5	22.5	20.6	20.1	19.6	20.6	21.4	23.6	24.9			
75	9.06	9.70	9.85	10.0	9.51	9.32	8.70	8.44	8.36	8.17	8.11	8.04	8.20	8.27	8.62	8.89			
80	5.07	5.31	5.43	5.44	5.25	5.16	4.79	4.67	4.51	4.40	4.34	4.30	4.44	4.44	4.75	4.88			
85	2.20	2.31	2.49	2.43	2.29	2.24	1.99	1.85	1.66	1.63	1.50	1.56	1.59	1.65	1.85	2.01			
90	0.00	0.00	0.14	0.06	0.04	0.00	0.00	0.00	0.00	0.00	0.00	0.00	0.00	0.00	0.00	0.00			
95	0.00	0.00	0.00	0.00	0.00	0.00	0.00	0.00	0.00	0.00	0.00	0.00	0.00	0.00	0.02	0.00			
100	0.00	0.00	0.00	0.00	0.00	0.02	0.00	0.00	0.00	0.00	0.00	0.00	0.03	0.00	0.06	0.00			
105	0.00	0.00	0.00	0.03	0.00	0.08	0.00	0.06	0.02	0.00	0.08	0.00	0.13	0.00	0.13	0.00			
110	0.00	0.08	0.00	0.08	0.00	0.13	0.00	0.13	0.14	0.08	0.22	0.06	0.24	0.00	0.22	0.00			
115	0.02	0.16	0.03	0.21	0.00	0.24	0.00	0.26	0.29	0.24	0.37	0.22	0.40	0.21	0.37	0.18			
120	0.24	0.27	0.19	0.31	0.06	0.35	0.18	0.35	0.43	0.45	0.48	0.35	0.53	0.30	0.53	0.29			
125	0.27	0.39	0.24	0.40	0.24	0.47	0.24	0.48	0.56	0.50	0.63	0.50	0.64	0.45	0.67	0.45			
130	0.45	0.51	0.43	0.54	0.32	0.59	0.38	0.63	0.67	0.69	0.74	0.59	0.79	0.54	0.79	0.54			
135	0.50	0.61	0.50	0.69	0.48	0.72	0.51	0.74	0.80	0.75	0.87	0.70	0.90	0.72	0.90	0.74			
140	0.70	0.74	0.67	0.79	0.58	0.83	0.67	0.87	0.91	0.88	0.98	0.80	0.98	0.77	1.01	0.78			
145	0.74	0.77	0.74	0.85	0.72	0.87	0.74	0.91	1.03	1.01	1.11	0.95	1.12	0.90	1.14	0.95			
150	0.74	0.82	0.74	0.90	0.75	0.90	0.74	0.95	1.11	1.06	1.17	1.01	1.19	1.01	1.22	1.01			
155	0.78	0.85	0.79	0.93	0.75	0.93	0.77	1.03	1.17	1.14	1.28	1.07	1.23	1.04	1.30	1.07			
160	0.79	0.85	0.80	0.95	0.75	0.98	0.80	1.09	1.22	1.25	1.32	1.19	1.23	1.07	1.35	1.11			
165	1.09	1.14	1.07	1.20	0.99	1.19	1.09	1.36	1.40	1.27	1.44	1.30	1.39	1.25	1.47	1.27			
170	1.39	1.44	1.28	1.52	1.31	1.49	1.39	1.57	1.56	1.48	1.56	1.52	1.55	1.41	1.60	1.51			
175	1.54	1.56	1.51	1.55	1.52	1.60	1.51	1.57	1.56	1.68	1.57	1.54	1.59	1.55	1.59	1.54			
180	1.56	1.56	1.56	1.55	1.57	1.60	1.57	1.57	1.57	1.59	1.56	1.55	1.59	1.55	1.55	1.56			

C Range: 0 - 360DEG  
 C Interval: 22.5DEG  
 Test Speed: HIGH  
 Temperature: 25.3DEG  
 Operators: Teddy  
 Test Date: 2012-02-19

γ Range: 0 - 180DEG  
 γ Interval: 1.0DEG  
 Test System: EVERFINE GO-R5000\_V2 SYSTEM V2.0.266  
 Humidity: 65.0%  
 Test Distance: 26.000m [K=1.0000]  
 Remarks: